

500L Installation

THINTANK INSTALLATION

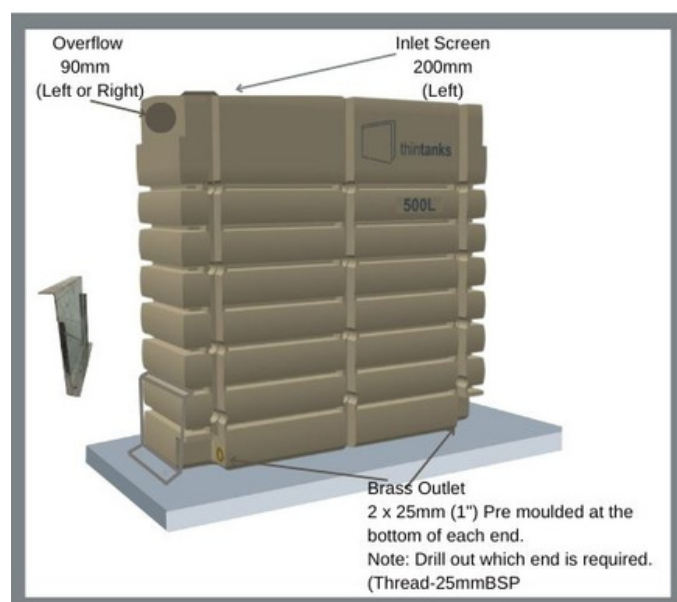
It is important for tanks to be installed on a SOLID AND COMPLETELY LEVEL SURFACE. Brackets are recommended to ensure tank(s) cannot be accidentally pulled over by human effort.

500L - Single Tank

(1200mm x 400mm x 1200mm)

- Form and pour a 100mm thick concrete slab, 600mm wide with 100mm overlap on each end.
- Use F82 fabric placed centrally 75mm above the prepared surface.
- Use a carpenter's level to make sure the concrete surface is level across the width.
- Secure the tank to the concrete using brackets BS201 - one at each end.

*Brackets are recommended to ensure the tank cannot be accidentally pulled over.



500L - Multiple Tank(s)

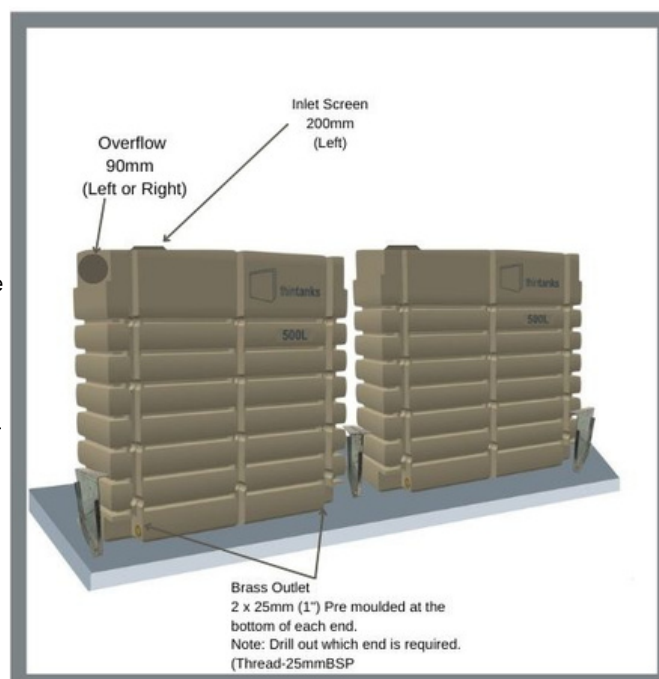
(1200mm x 400mm x 1200mm)

Continue the following steps when installing multiple tanks

* With multiple tanks use bracket BSD201 and Tank to Tank connection kit between tanks

- Attach blueline coupling to each tank. Insert blueline to installed tank and wrench tighten to secure.
- Place the joiner bracket (BSD201) on the other end of the first tank and secure it to the ground using Dyna bolts.
- Slide the second tank into position easing the pipe into the second tank coupling.
- Once fully seated, the tanks will sit almost flush and the fitting can be wrench-tightened to secure.
- Install the BS201 (end bracket) on the other end of the second tank and finish the installation.

*Brackets are recommended to ensure the tank cannot be accidentally pulled over.




Multiple tanks connection fittings



2 tanks connected with tank to tank connection kit

IMPORTANT:
Thread tape should be used on all couplings and ball valves.

Brackets



Fittings



- Drill out whichever end is required to put the ball valve
- Install the downpipe into the inlet pre-fitted with leaf strainer.
- Install overflow pipework and plumb away from tank base or into storm water
- install bucket height tap(if required)

Note: For multiple tanks, inlet and overflow must still be connected to the same tank.

WARRANTY Thin Tanks warrants its tanks by a pro-rata warranty for 10 years from the original date of purchase. This warranty covers the original purchaser only and is not transferable. Thin Tanks will repair or replace, at their discretion the tank affected by a defect caused by the manufacturing process or materials. Fading or colour change, damage caused by accidents or misuse, do-it yourself repairs or incorrect installation, and any subsequent costs (including freight of replacement tank) are not covered by warranty.